

**ORDINANCE NO. 2022-014**

**AN ORDINANCE APPROVING THE SECOND AMENDMENT TO THE  
2022 FISCAL YEAR BUDGET BY MAKING SUPPLEMENTAL  
APPROPRIATIONS FOR THE 2022 FISCAL YEAR**

**WHEREAS**, on December 7, 2021, the Town Council approved Ordinance No. 2021-024 adopting the annual budget and approving the amounts specified therein as expenditures for fiscal year 2022 (the "Fiscal Year 2022 Budget"); and,

**WHEREAS**, on May 3, 2022, the Town Council approved Ordinance No. 2022-007 adopting the First Amendment to the Fiscal Year 2022 Budget by making supplemental appropriations for the 2022 fiscal year; and,

**WHEREAS**, Section 9-10 of the Town Charter provides that, if during the fiscal year, the Town Manager certifies that there are available for appropriation revenues in excess of those estimated in the budget, the Town Council may by ordinance make supplemental appropriations for the year up to the amount of such excess; and,

**WHEREAS**, the Town Manager has certified that revenues collected in prior years are available to accommodate the additional authorized expenditures as set forth in the proposed Second Amendment to the Fiscal Year 2022 Budget.

**NOW THEREFORE, IT IS ORDAINED BY THE TOWN COUNCIL OF THE  
TOWN OF CASTLE ROCK, COLORADO:**

**Section 1. Budget Amendment.** The Fiscal Year 2022 Budget is amended to reflect the budgeting and appropriation of aggregate 2022 revenues and expenditures to the respective Town funds as follows:

		<b>2022 Amended Budget</b>	<b>2022 Supplemental Appropriations</b>	<b>2022 Amended Budget</b>
General Fund	Revenues	\$ 65,930,178	\$ -	\$ 65,930,178
	Expenditures	68,713,907	9,515,257	78,229,164
	Net Change	\$ (2,783,729)	\$ (9,515,257)	\$ (12,298,986)
Economic Development Fund	Revenues	\$ 734,088	\$ -	\$ 734,088
	Expenditures	851,684	500,000	1,351,684
	Net Change	\$ (117,596)	\$ (500,000)	\$ (617,596)
TABOR Fund	Revenues	\$ -	\$ 14,641,727	\$ 14,641,727
	Expenditures	-	7,641,727	7,641,727
	Net Change	\$ -	\$ 7,000,000	\$ 7,000,000

		<b>2022 Amended Budget</b>	<b>2022 Supplemental Appropriations</b>	<b>2022 Amended Budget</b>
Transportation Fund	Revenues	\$ 28,338,035	\$ 5,795,590	\$ 34,133,625
	Expenditures	42,269,025	5,853,477	48,122,502
	Net Change	\$ (13,930,990)	\$ (57,887)	\$ (13,988,877)
Conservation Trust Fund	Revenues	\$ 1,841,046	\$ -	\$ 1,841,046
	Expenditures	5,431,411	2,213	5,433,624
	Net Change	\$ (3,590,365)	\$ (2,213)	\$ (3,592,578)
Philip S. Miller Trust Fund	Revenues	\$ 678,302	\$ -	\$ 678,302
	Expenditures	657,180	4,995	662,175
	Net Change	\$ 21,122	\$ (4,995)	\$ 16,127
Fire Capital Fund	Revenues	\$ 1,163,391	\$ -	\$ 1,163,391
	Expenditures	474,468	500,000	974,468
	Net Change	\$ 688,923	\$ (500,000)	\$ 188,923
Lodging Tax Fund	Revenues	\$ 650,297	\$ -	\$ 650,297
	Expenditures	530,880	11,210	542,090
	Net Change	\$ 119,417	\$ (11,210)	\$ 108,207
Water Fund	Revenues	\$ 23,982,663	\$ -	\$ 23,982,663
	Expenditures	36,128,902	1,124,320	37,253,222
	Net Change	\$ (12,146,239)	\$ (1,124,320)	\$ (13,270,559)
Water Resources Fund	Revenues	\$ 65,081,163	\$ -	\$ 65,081,163
	Expenditures	95,533,110	(7,958,367)	87,574,743
	Net Change	\$ (30,451,947)	\$ 7,958,367	\$ (22,493,580)
Stormwater Fund	Revenues	\$ 6,177,283	\$ -	\$ 6,177,283
	Expenditures	12,041,431	132,977	12,174,408
	Net Change	\$ (5,864,148)	\$ (132,977)	\$ (5,997,125)
Wastewater Fund	Revenues	\$ 16,049,950	\$ -	\$ 16,049,950
	Expenditures	10,975,736	1,272,856	12,248,592
	Net Change	\$ 5,074,214	\$ (1,272,856)	\$ 3,801,358
Golf Course Fund	Revenues	\$ 4,319,414	\$ -	\$ 4,319,414
	Expenditures	4,358,498	167,383	4,525,881
	Net Change	\$ (39,084)	\$ (167,383)	\$ (206,467)
Development Services Fund	Revenues	\$ 8,092,946	\$ -	\$ 8,092,946
	Expenditures	8,068,408	133,870	8,202,278
	Net Change	\$ 24,538	\$ (133,870)	\$ (109,332)

		2022 Amended Budget	2022 Supplemental Appropriations	2022 Amended Budget
Community Center Fund	Revenues	\$ 8,399,954	\$ -	\$ 8,399,954
	Expenditures	8,621,440	204,132	8,825,572
	Net Change	\$ (221,486)	\$ (204,132)	\$ (425,618)
Employee Benefits Fund	Revenues	\$ 12,088,452	\$ -	\$ 12,088,452
	Expenditures	11,255,213	1,007	11,256,220
	Net Change	\$ 833,239	\$ (1,007)	\$ 832,232
Fleet Services Fund	Revenues	\$ 6,559,635	\$ -	\$ 6,559,635
	Expenditures	6,098,832	21,059	6,119,891
	Net Change	\$ 460,803	\$ (21,059)	\$ 439,744
Total	Revenues	\$ 250,086,797	\$ 20,437,317	\$ 270,524,114
	Expenditures	312,010,125	19,128,116	331,138,241
	Net Change	\$ (61,923,328)	\$ 1,309,201	\$ (60,614,127)

**Section 2. Severability.** If any clause, sentence, paragraph, or part of this ordinance or the application thereof to any person or circumstances shall for any reason be adjudged by a court of competent jurisdiction invalid, such judgment shall not affect the remaining provisions of this ordinance.

**Section 3. Safety Clause.** The Town Council finds and declares that this Ordinance is adopted for the public health, safety and welfare and bears a rational relation to the legislative object sought to be obtained.


**APPROVED ON FIRST READING** this 19th day of July, 2022 by a vote of 7 for and 0 against, after publication in compliance with Section 2.02.100.C of the Castle Rock Municipal Code; and

**PASSED, APPROVED AND ADOPTED ON SECOND AND FINAL READING** this 16 day of August, 2022, by the Town Council of the Town of Castle Rock by a vote of 7 for and 0 against.


**ATTEST:**

  
Lisa Anderson, Town Clerk


**TOWN OF CASTLE ROCK**

  
Jason Gray, Mayor

**Approved as to form:**

  
Michael J. Hyman, Town Attorney

**Approved as to Content:**

  
Trish Muller, CPA, Finance Director