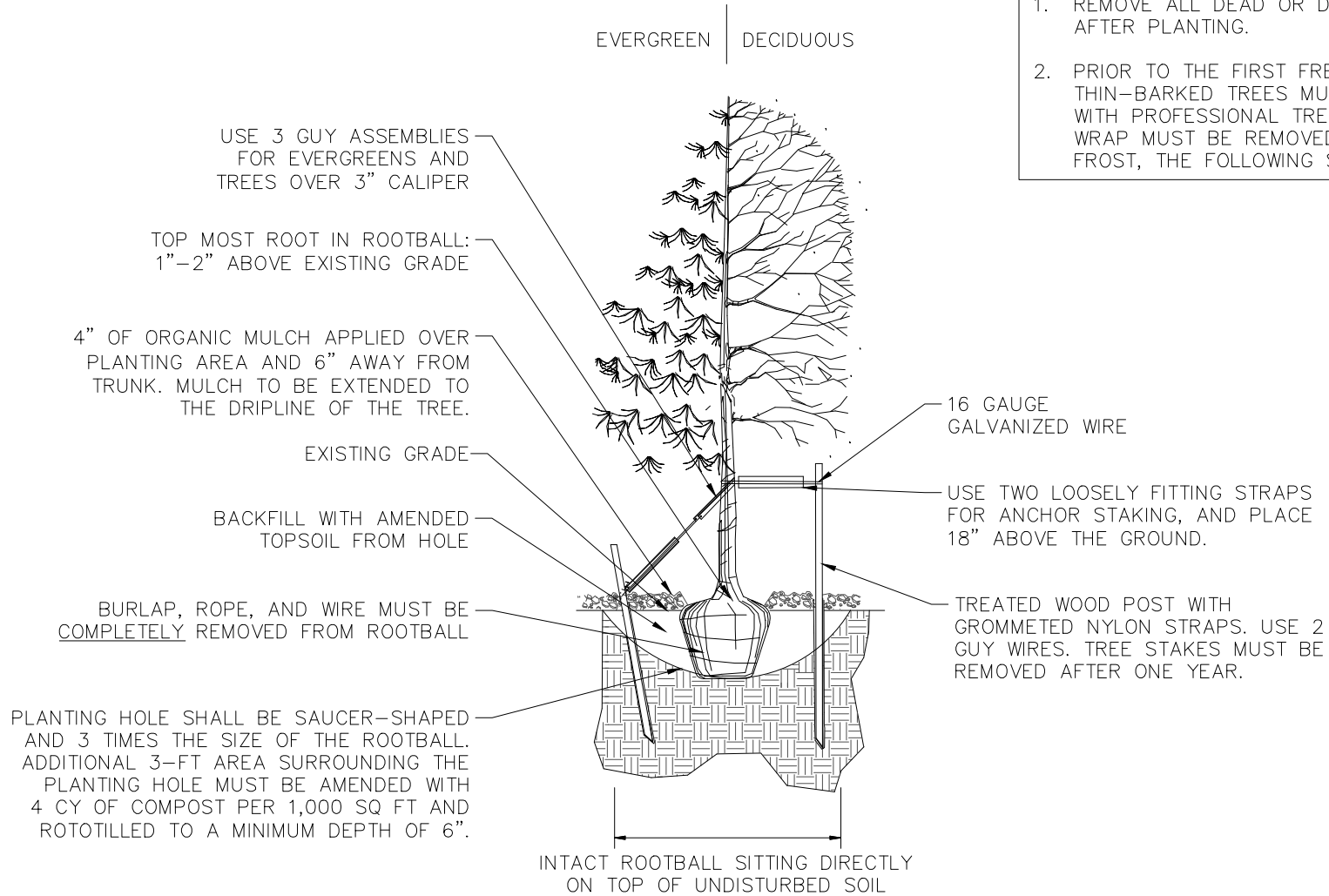


NOTES:

1. REMOVE ALL DEAD OR DAMAGED WOOD AFTER PLANTING.
2. PRIOR TO THE FIRST FREEZE, YOUNG AND THIN-BARKED TREES MUST BE WRAPPED WITH PROFESSIONAL TREE WRAP. TREE WRAP MUST BE REMOVED AFTER LAST FROST, THE FOLLOWING SPRING.



Sheet Revisions	
Date	Comments
3/21	STAFF CHANGES



Town of Castle Rock
100 N. Wilcox St.
Castle Rock, CO 80104
Phone: (720) 733-2200
Fax: (720) 733-2217
Development Services

TREE PLANTING

Issued By: Town of Castle Rock, Development Services March 31, 2021

DETAIL PLAN NO.

LS-1

Sheet 1 of 2

EVERGREEN | DECIDUOUS

NOTES:

1. REMOVE ALL DEAD OR DAMAGED WOOD AFTER PLANTING.
2. PRIOR TO THE FIRST FREEZE, YOUNG AND THIN-BARKED TREES MUST BE WRAPPED WITH PROFESSIONAL TREE WRAP. TREE WRAP MUST BE REMOVED AFTER LAST FROST, THE FOLLOWING SPRING.

USE 3 GUY ASSEMBLIES FOR EVERGREENS AND TREES OVER 3" CALIPER

TOP MOST ROOT IN ROOTBALL: 1"-2" ABOVE EXISTING GRADE

4" OF ORGANIC MULCH APPLIED OVER PLANTING AREA AND 6" AWAY FROM TRUNK. MULCH TO BE EXTENDED TO THE DRIPLINE OF THE TREE.

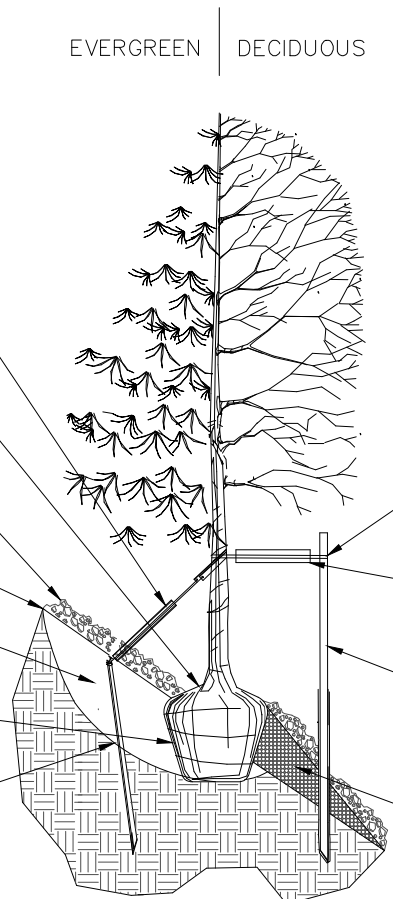
EXISTING GRADE

BACKFILL WITH AMENDED TOPSOIL FROM HOLE

BURLAP, ROPE, AND WIRE MUST BE COMPLETELY REMOVED FROM ROOT BALL

PLANTING HOLE SHALL BE SAUCER-SHAPED AND 3 TIMES THE SIZE OF THE ROOTBALL. ADDITIONAL 3-FT AREA SURROUNDING THE PLANTING HOLE MUST BE AMENDED WITH 4 CY OF COMPOST PER 1,000 SQ FT AND ROTOTILLED TO A MINIMUM DEPTH OF 6".

INTACT ROOTBALL SITTING DIRECTLY ON TOP OF UNDISTURBED SOIL



16 GAUGE GALVANIZED WIRE

USE TWO LOOSELY FITTING STRAPS FOR ANCHOR STAKING, AND PLACE 18" ABOVE THE GROUND.

TREATED WOOD POST WITH GROMMETED NYLON STRAPS. USE 2 GUY WIRES. TREE STAKES MUST BE REMOVED AFTER ONE YEAR.

AMENDED TOPSOIL ADDED TO EXISTING GRADE ON DOWNHILL SIDE

Sheet Revisions	
Date	Comments
3/21	STAFF CHANGES



Town of Castle Rock
 100 N. Wilcox St.
 Castle Rock, CO 80104
 Phone: (720) 733-2200
 Fax: (720) 733-2217
 Development Services

TREE PLANTING SLOPES

Issued By: Town of Castle Rock, Development Services March 31, 2021

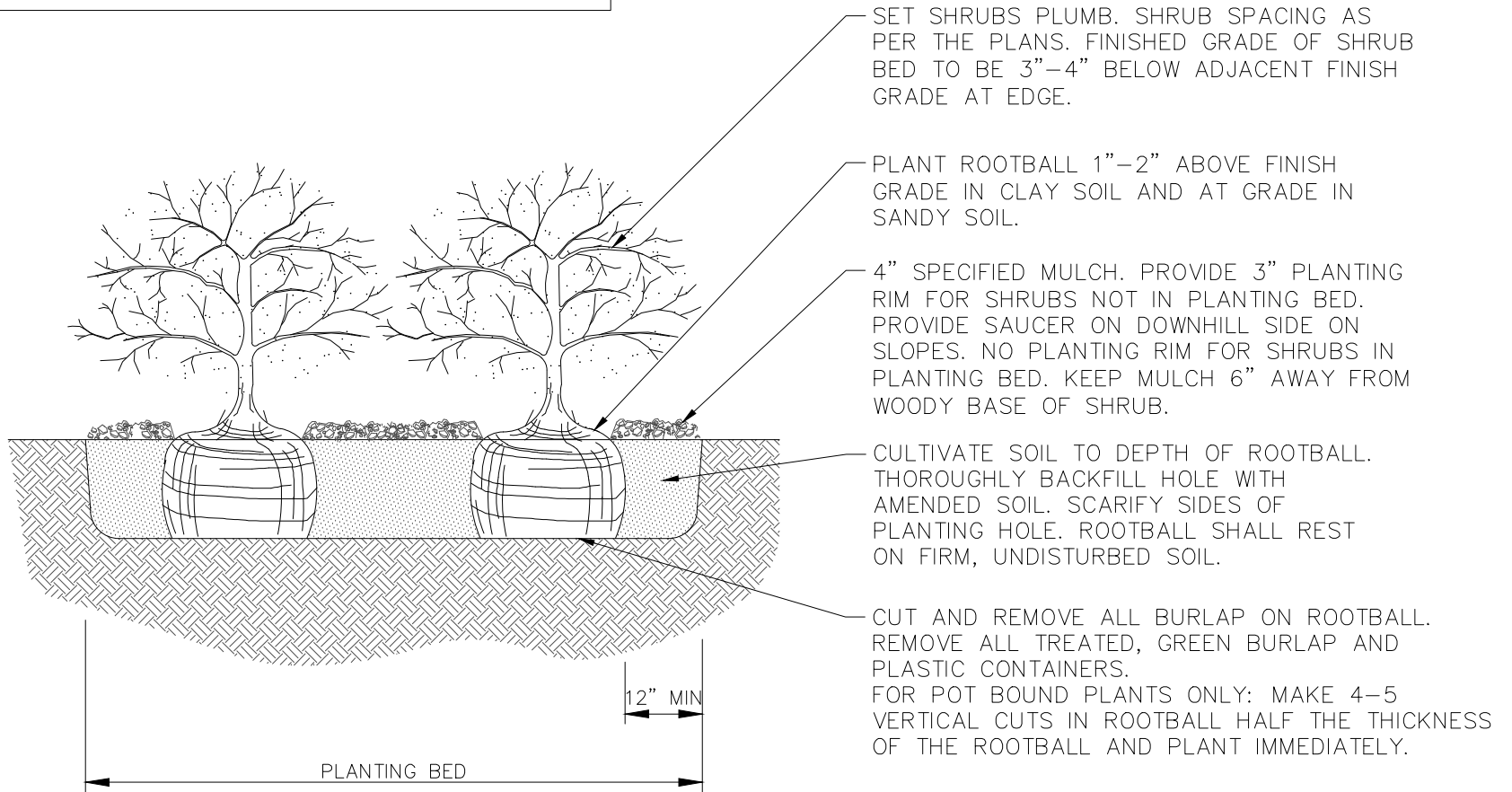
DETAIL PLAN NO.

LS-2

Sheet 2 of 2

NOTES:

- * REMOVE DEAD OR BROKEN BRANCHES.
- * KEEP PLANTS MOIST AND SHADED UNTIL PLANTING.
- * DO NOT FERTILIZE FOR AT LEAST ONE GROWING SEASON.



Sheet Revisions	
Date	Comments
3/21	STAFF CHANGES



Town of Castle Rock
 100 N. Wilcox St.
 Castle Rock, CO 80104
 Phone: (720) 733-2200
 Fax: (720) 733-2217
 Development Services

SHRUB PLANTING

Issued By: Town of Castle Rock, Development Services March 31, 2021

DETAIL PLAN NO.

LS-3

Sheet 1 of 1